

# Letterland Handwriting Songs - Lyrics



Track 1

## Letterland Theme Tune

Letterland, Letterland,  
There could be no better land,  
For meeting a duck, a man with a hat,  
An orange or two and a clever old cat,  
So let's go to Letterland.

Letterland, Letterland,  
Walter Walrus's wetter land.  
Meet slithering Sam,  
a king who can kick  
A quarrelsome queen,  
or meet Noisy Nick.


So let's go to Letterland,  
Let's go to Letterland today.



Track 2

## Annie Apple

At the leaf begin.  
Go round the apple this way.  
Then add a line down,  
so Annie won't roll away.



Track 3

## Bouncy Ben


Brush down Ben's big, long ears.  
Go up and round his head  
so his face appears!



Track 4

## Clever Cat

Curve round Clever Cat's  
face to begin.  
Then gently tickle her  
under her chin.



Track 5

## Dippy Duck


Draw Dippy Duck's back.  
Go round her tum.  
Go up to her head.  
Then down you come!



Track 6

## Eddy Elephant

Ed has a headband.  
Draw it and then  
stroke round his head  
and his trunk to the end.



Track 7

## Firefighter Fred

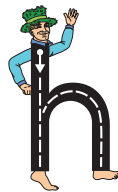
First draw Fred's helmet.  
Then go down a way.  
Give him some arms  
and he'll put out the blaze.



Track 8

## Golden Girl

Go round Golden Girl's head.  
Go down her golden hair.  
Then curve to make her swing,  
so she can sit there.



Track 9

## Harry Hat Man

Hurry from the Hat Man's head  
down to his heel on the ground.  
Go up and bend his knee over,  
so he'll hop while he makes his sound.



Track 10

## Impy Ink


Inside the ink bottle  
draw a line.  
Add an inky dot. That's fine!



Track 11

## Jumping Jim

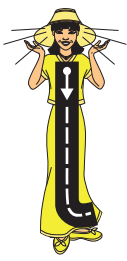
Just draw down Jim,  
bending his knees.  
Then add the one ball  
which everyone sees.



Track 12

## Kicking King

Kicking King's body  
is a straight stick.  
Add his arm, then his leg,  
so he can kick!




Track 13

### Lucy Lamp Light

Lucy looks like one long line.  
Go straight from head to foot  
and she's ready to shine!

---



Track 14

### Munching Mike

Make Munching Mike's back leg first,  
then his second leg, and third,  
so he can go munch-munching  
in a word.

---



Track 15

### Noisy Nick

'Now bang my nail,' Noisy Nick said.  
'Go up and over around my head.'

---




Track 16

### Oscar Orange

On Oscar Orange start at the top.  
Go all the way round him,  
and... then stop.

---




Track 17

### Peter Puppy

Pat Peter Puppy properly.  
First stroke down his ear,  
then up and round his face  
so he won't shed a tear.

---



Track 18

### Quarrelsome Queen

Quickly go round the Queen's cross face.  
Then comb her beautiful hair into place.

---



Track 19

### Red Robot

Run down Red Robot's body.  
Go up to his arm and his hand.  
Then watch out for this robot  
roaming round Letterland.

---



Track 20

### Sammy Snake

Start at Sam's head  
where he can see.  
Stroke down to his tail,  
oh so care-ful-ly!

---



Track 21

### Talking Tess

Tall as a tower make Talking  
Tess stand.  
Go from head to toe,  
and then from hand to hand.

---



Track 22

### Uppy Umbrella

Under the umbrella  
draw a shape like a cup.  
Then draw a straight line  
so it won't tip up.

---



Track 23

### Vicky Violet

Very neatly, start at the top.  
Draw down your vase, then up and stop.

---



Track 24

### Walter Walrus

When you draw the Walrus wells,  
with wild and wavy water,  
whizz down and up and then...,  
whizz down and up again.

---



Track 25

### Fix-it Max

Fix two sticks, to look like this.  
That's how to draw a little kiss.

---



Track 26

### Yo-yo Man

You first make the yo-yo sack  
on the Yo-yo Man's back,  
and then go down to his toes  
so he can sell his yo-yos.

---



Track 27

### Zig Zag Zebra

Zip along Zig Zag's nose.  
Stroke her neck...,  
stroke her back...  
Zzzoom! Away she goes.

---